

308 Series Regulator

CRN OH 5216.5C

Single Stage
Chrome-Plated
Brass Barstock Body
316L Stainless Steel
Diaphragm
Electrically Heated



308-3301 shown

The 308 Series regulators are specifically designed to prevent freeze-up problems associated with high flows of carbon dioxide and nitrous oxide. As CO₂ or N₂O passes through a regulator seat, dry ice can form if the flow is too high, causing the regulator to freeze up.

Typical Applications

- *Chemical storage blanketing*
- *Anaerobic chambers*
- *Inert gas purging*
- *Atomic absorption oxidizer gas*
- *Semiconductor reactor furnace*
- *Inductively coupled plasma systems*
- *Ph control*

Advanced Features

- *Chrome-plated brass barstock body*
Smooth surface finish
- *Three 50 watt heaters*
Maintain gas flow up to 350 scfh
- *316L stainless steel diaphragm*
Unaffected by low temperatures

300 Advantage

Materials

Specifications

- *Capsule® seat*
Increased serviceability and life
- *316L stainless steel diaphragm*
No inboard diffusion
- *Low wetted surface area*
Minimal purge requirements
- *Field-adjustable pressure limit*
Safeguard downstream equipment
- *Convuluted diaphragm*
Smooth pressure changes
- *Compact design*
Easily transported and integrated

Body
Chrome-plated brass barstock

Bonnet
Chrome-plated die cast zinc

Seat
PTFE

Filter
10 micron sintered bronze

Diaphragm
316L stainless steel

Internal Seals
PTFE

Maximum Inlet Pressure
3000 PSIG (210 BAR)

Temperature Range (Thermostat)
95°F to 120°F (35°C to 49°C)

Heaters
3 @ 50 watts each (110 or 220 VAC)

Gauges
2" diameter chrome-plated

Ports
¼" FPT

Helium Leak Integrity
1 x 10⁻⁸ scc/sec

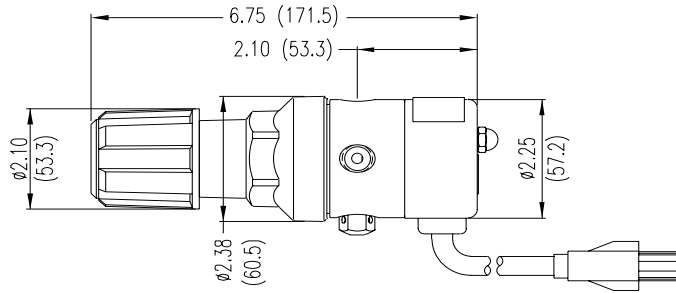
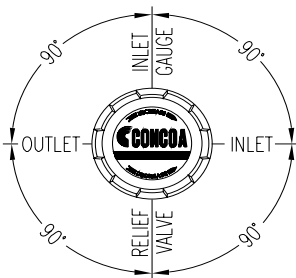
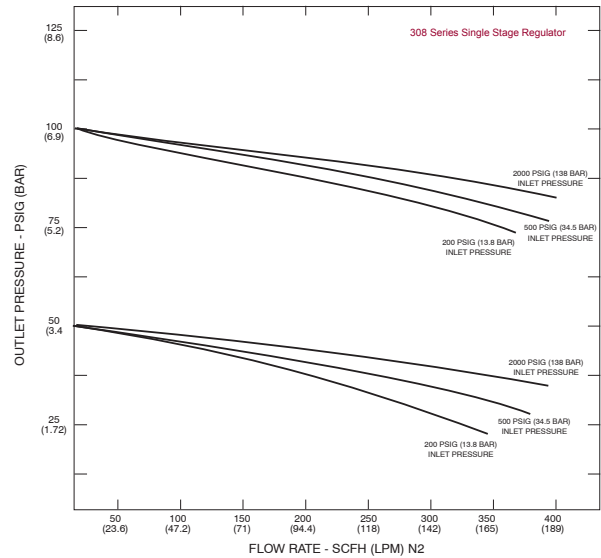
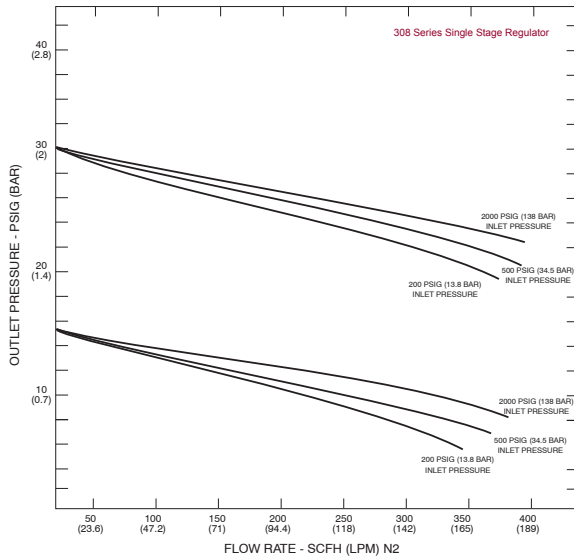
Cv
0.1

Weight (308-3031-320)
5.4 lbs. (2.45 kg)

Controls Corporation of America, Inc.

1501 Harpers Road • Virginia Beach, Virginia 23454 USA • 1.800.225.0473 • 757.422.3125 • www.concoa.com

Flow Performance Curves



300 Series Electrically Heated Regulators

Ordering Information *(For information about how to use this table please see page 4.)*

308	A		B	C	D	-Inlet	Options
Series 308	Outlet Pressure	Outlet Gauge	Inlet Gauge	Outlet Assemblies	Assembly/ Gauges	Inlet Connections	Installed Options
	1: 0-15 2: 0-30 3: 0-50 5: 0-100	0-30 PSIG 0-60 PSIG 0-100 PSIG 0-200 PSIG	0: None 3: 0-4000 PSIG	0: 1/4" FPT Port 1: 1/4" MPT 2: 1/4" Tube Fitting 3: Diaphragm Valve 1/4" Tube Fitting 4: Diaphragm Valve 1/4" MPT 5: Needle Valve 1/4" MPT 6: 1/8" Tube Fitting 7: 3/8" Tube Fitting 8: Diaphragm Valve 1/8" Tube Fitting 9: Diaphragm Valve 1/4" FPT A: 3/8" BSP Right Hand Fitting M: 6mm Tube Fitting S: Diaphragm Valve 6mm Tube Fitting	0: Bare Body 110 VAC 1: Standard Assembly 110 VAC (PSIG/kPa Gauges) 2: Bare Body 220 VAC* 3: Standard Assembly 220 VAC* (PSIG/kPa Gauges) 4: Standard Assembly 110 VAC (BAR/PSIG Gauges) 5: Standard Assembly 220 VAC (BAR/PSIG Gauges)*	000: 1/4" FPT TF2: 1/8" Tube TF4: 1/4" Tube TF6: 3/8" Tube M06: 6mm Tube CGA DIN 477 BS 341 and others available	A: Protocol Alarm Station (110V) B: Protocol Alarm Station (220V) C: Protocol Switchover Station G: Protocol Switchover Station with Alarm (110V) H: Protocol Switchover Station with Alarm (220V)

**230 volt models are CE (European health & safety) marked*